

Signal_Analysis_HDMI_All_Channels Report

2011-05-21 15:32

■ HDMI Reference Equalizer Frequency Response

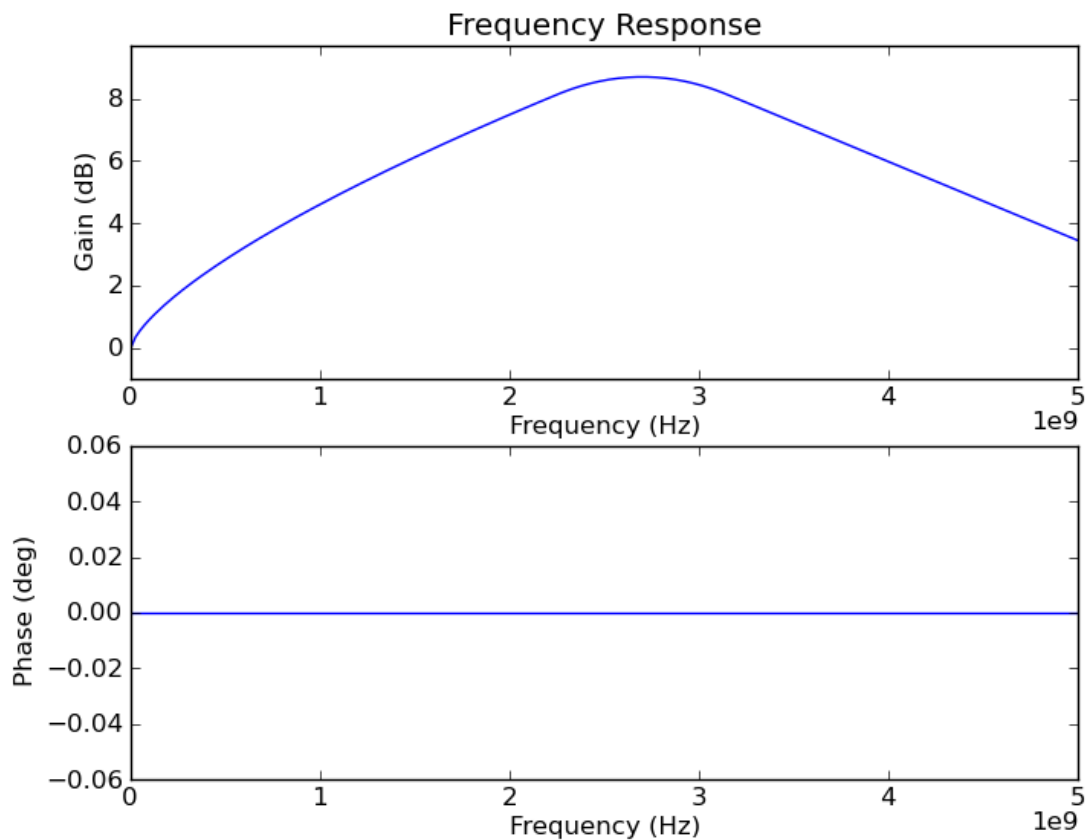


Fig:1 HDMI Reference Equalizer Frequency Response

■ hdmi - CRU Frequency Response function of Clock

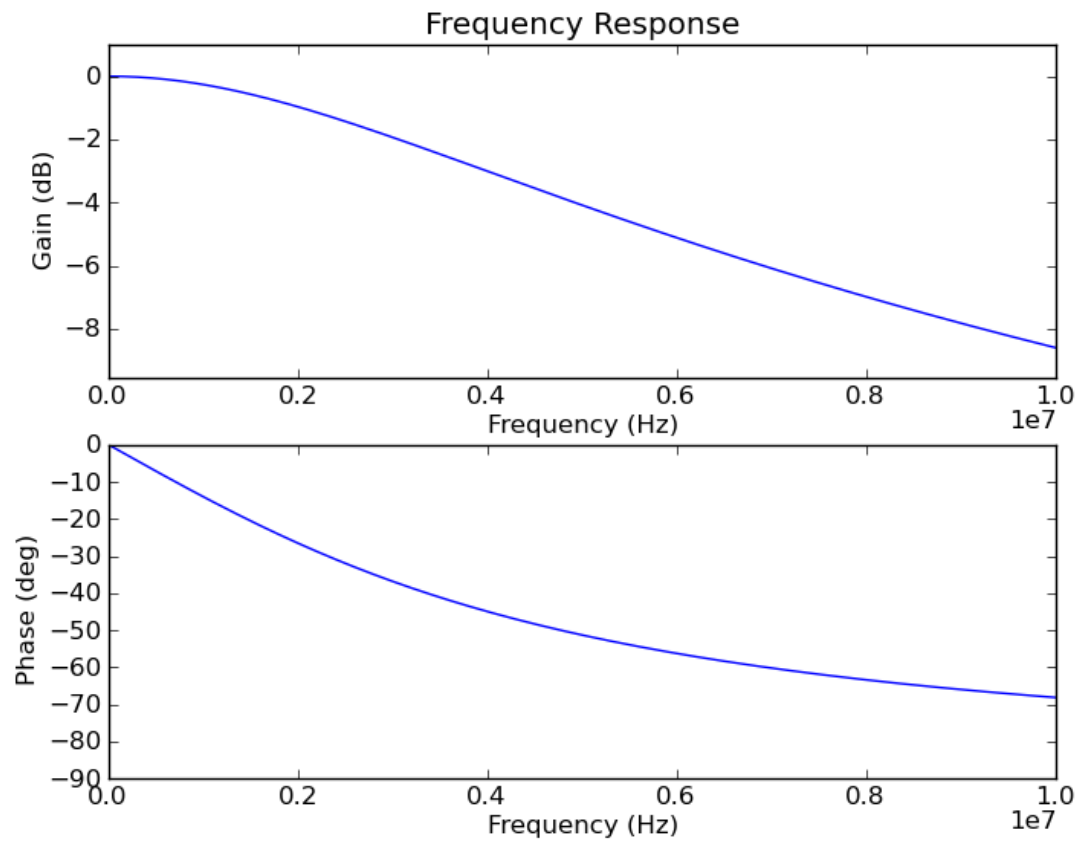


Fig:2 hdmi - CRU Frequency Response function of Clock

Analog Parameters on CLOCK channel

Jitter Values on CLOCK

Maximum Measured Data Jitter	TJ(BER=1.000e-12)
4.87430e-11 (s)	8.69861e-11 (s)

Jitter Components on CLOCK

TJ	DJ	RJ	Qber_r	Qber_l	A_r	A_l
8.6986e-11 (s)	2.7175e-12 (s)	6.0092e-12 (s)	7.0218e+00	7.0003e+00	9.9719e-01	1.0028e+00

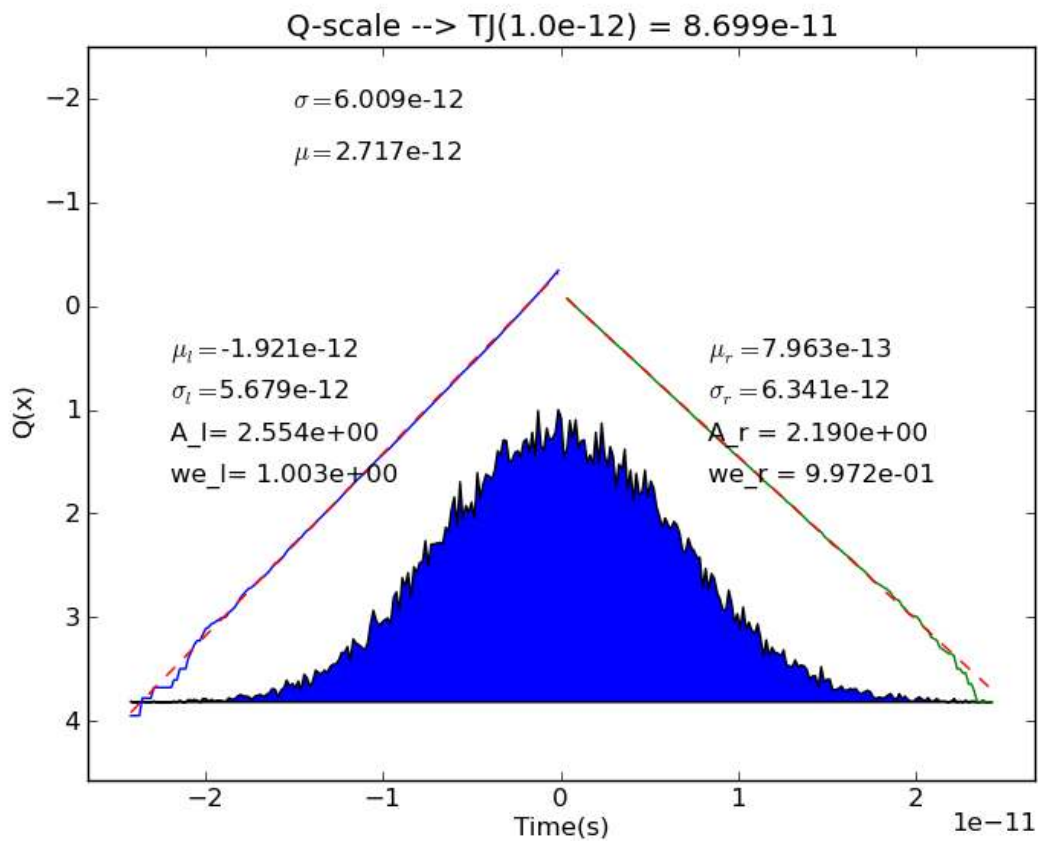


Fig:3 CLOCK Jitter PDF

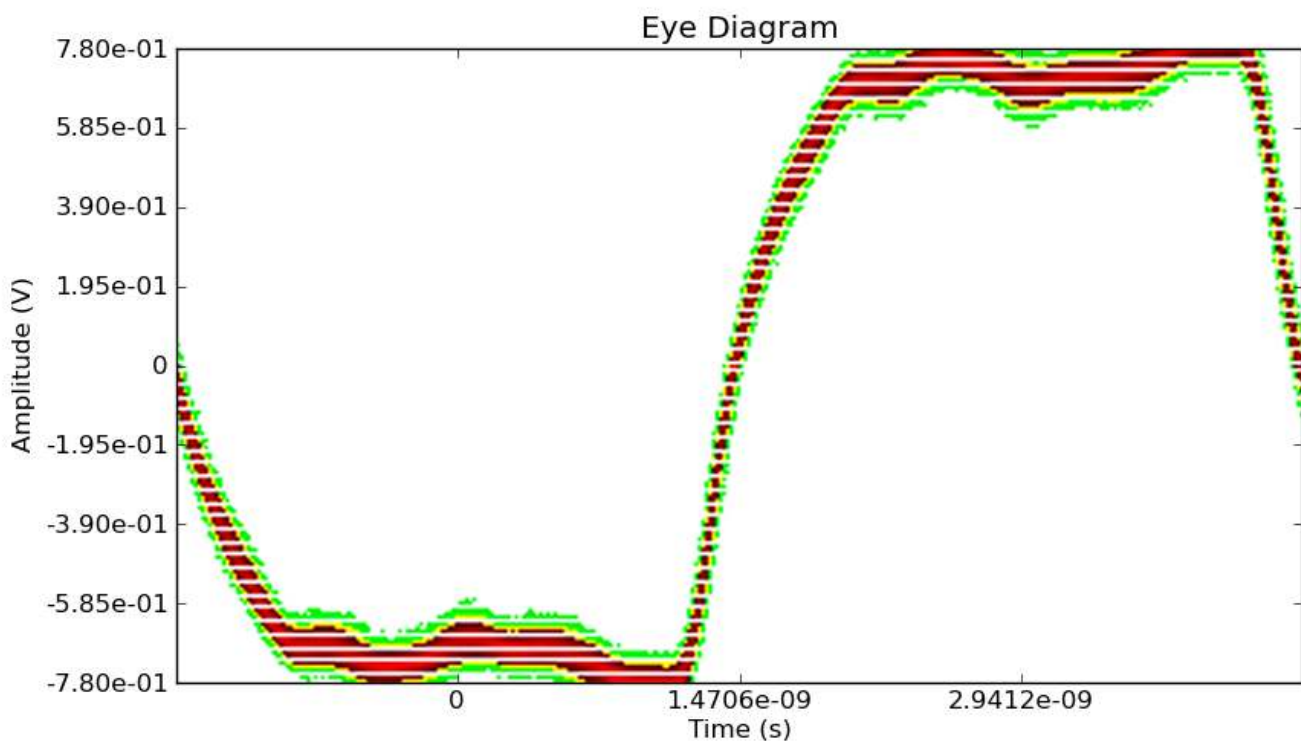


Fig:4 CLOCK Eye Diagram

- o Analog Signal Analysis CLOCK

Test Name	Measured Value
VHIGH - Differential	6.833e-01 (V)
VLOW - Differential	-6.800e-01 (V)

Minimum "1"	5.893e-01 (V)
Minimum "0"	-5.980e-01 (V)
Minimum Rise Time	2.827e-10 (s)

Analog Parameters on DATA[0] channel

o Jitter Values on DATA[0]

Maximum Measured Data Jitter	TJ(BER=1.000e-12)
5.83099e-11 (s)	8.98144e-11 (s)

o Jitter Components on DATA[0]

TJ	DJ	RJ	Qber_r	Qber_l	A_r	A_l
8.9814e-11 (s)	6.5523e-12 (s)	5.9640e-12 (s)	6.9777e+00	6.9837e+00	1.0504e+00	9.4958e-01

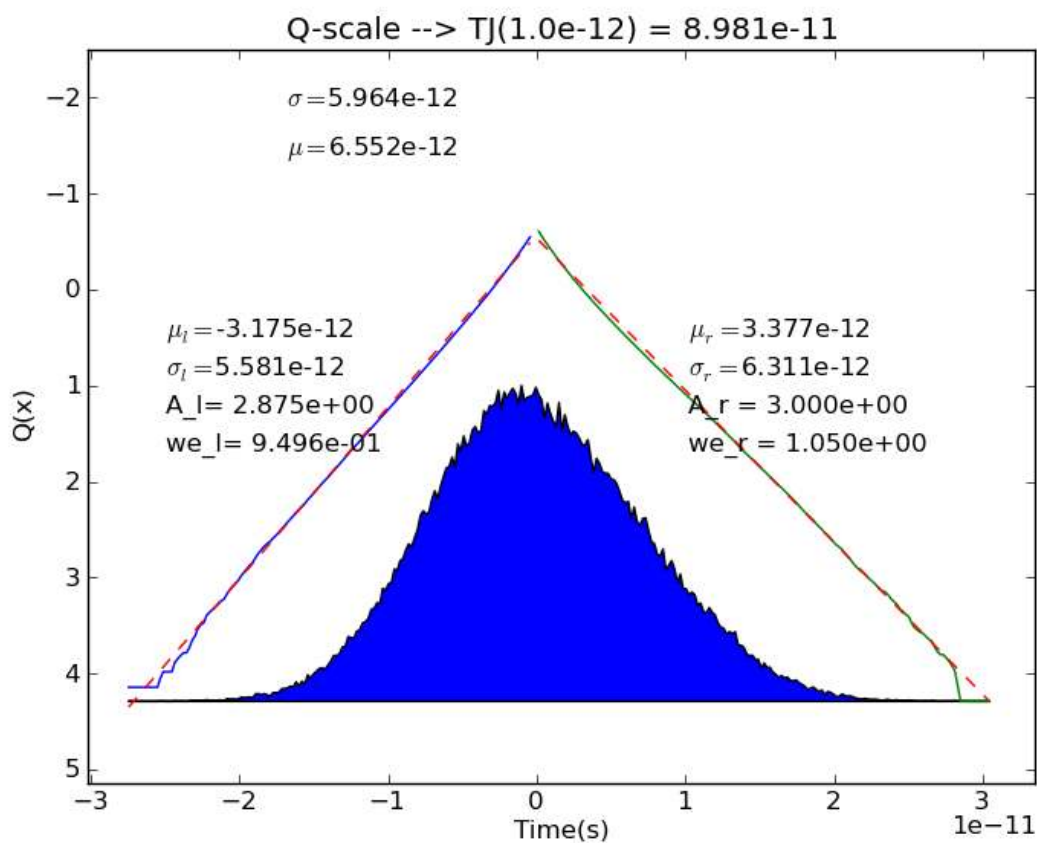


Fig:5 DATA[0] Jitter PDF

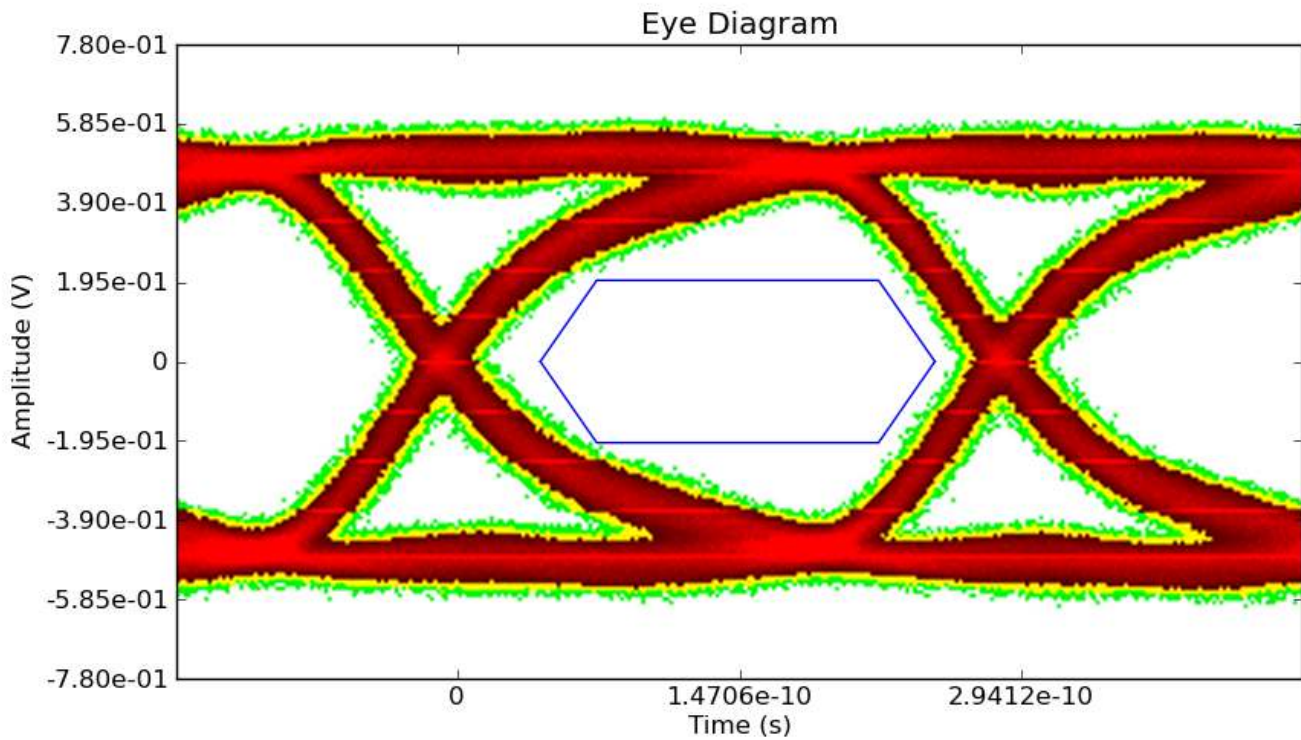


Fig:6 DATA[0] Eye Diagram

- o Analog Signal Analysis DATA[0]

Test Name	Measured Value
VHIGH - Differential	4.540×10^{-1} (V)
VLOW - Differential	-4.632×10^{-1} (V)
Minimum "1"	3.467×10^{-1} (V)
Minimum "0"	-3.380×10^{-1} (V)
Minimum Rise Time	1.603×10^{-10} (s)
Minimum Fall Time	1.603×10^{-10} (s)

Analog Parameters on DATA[1] channel

- o Jitter Values on DATA[1]

Maximum Measured Data Jitter	TJ(BER=1.000e-12)
5.87133×10^{-11} (s)	8.84113×10^{-11} (s)

- o Jitter Components on DATA[1]

TJ	DJ	RJ	Qber_r	Qber_l	A_r	A_l
8.8411×10^{-11} (s)	1.1399×10^{-11} (s)	5.5338×10^{-12} (s)	6.9518e+00	6.9650e+00	9.6131e-01	1.0387e+00

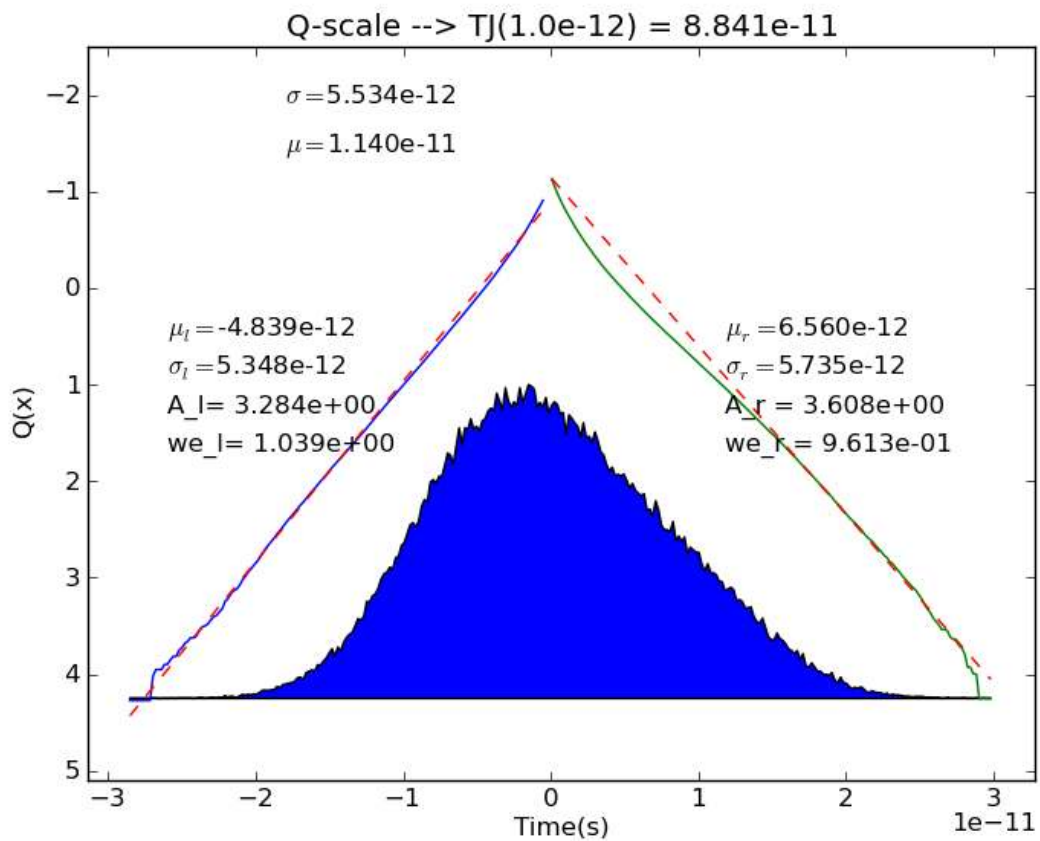


Fig:7 DATA[1] Jitter PDF

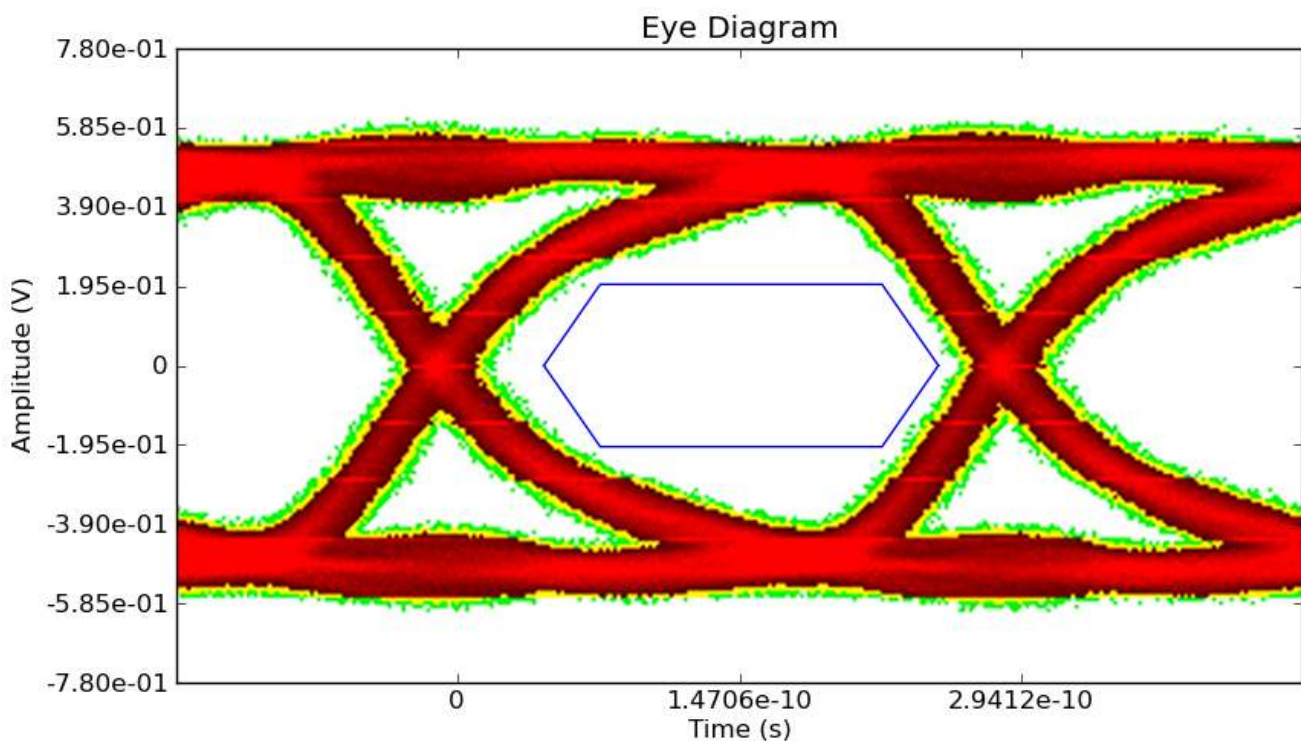


Fig:8 DATA[1] Eye Diagram

- o Analog Signal Analysis DATA[1]

Test Name	Measured Value
VHIGH - Differential	4.654e-01 (V)
VLOW - Differential	-4.561e-01 (V)

Minimum "1"	3.727e-01 (V)
Minimum "0"	-3.553e-01 (V)
Minimum Rise Time	1.612e-10 (s)
Minimum Fall Time	1.612e-10 (s)

Analog Parameters on DATA[2] channel

o Jitter Values on DATA[2]

Maximum Measured Data Jitter	TJ(BER=1.000e-12)
6.32058e-11 (s)	8.66535e-11 (s)

o Jitter Components on DATA[2]

TJ	DJ	RJ	Qber_r	Qber_l	A_r	A_l
8.6653e-11 (s)	1.1380e-11 (s)	5.4138e-12 (s)	6.9448e+00	6.9592e+00	9.8063e-01	1.0194e+00

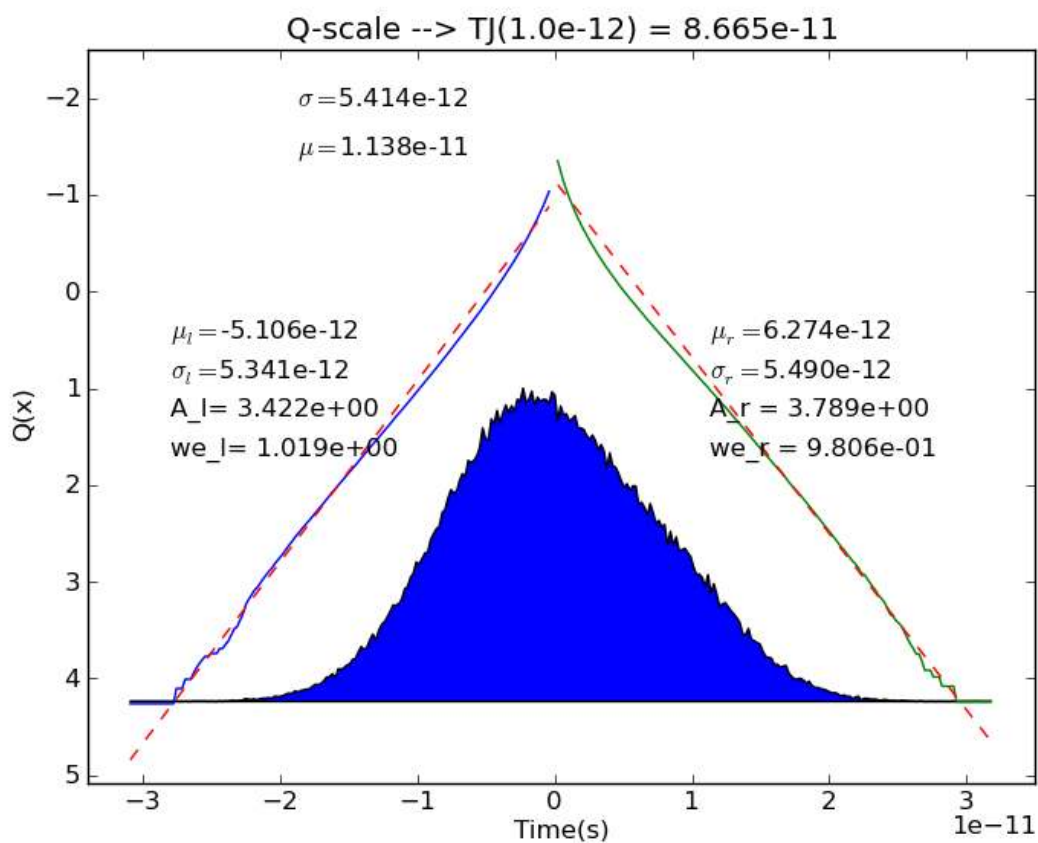


Fig:9 DATA[2] Jitter PDF

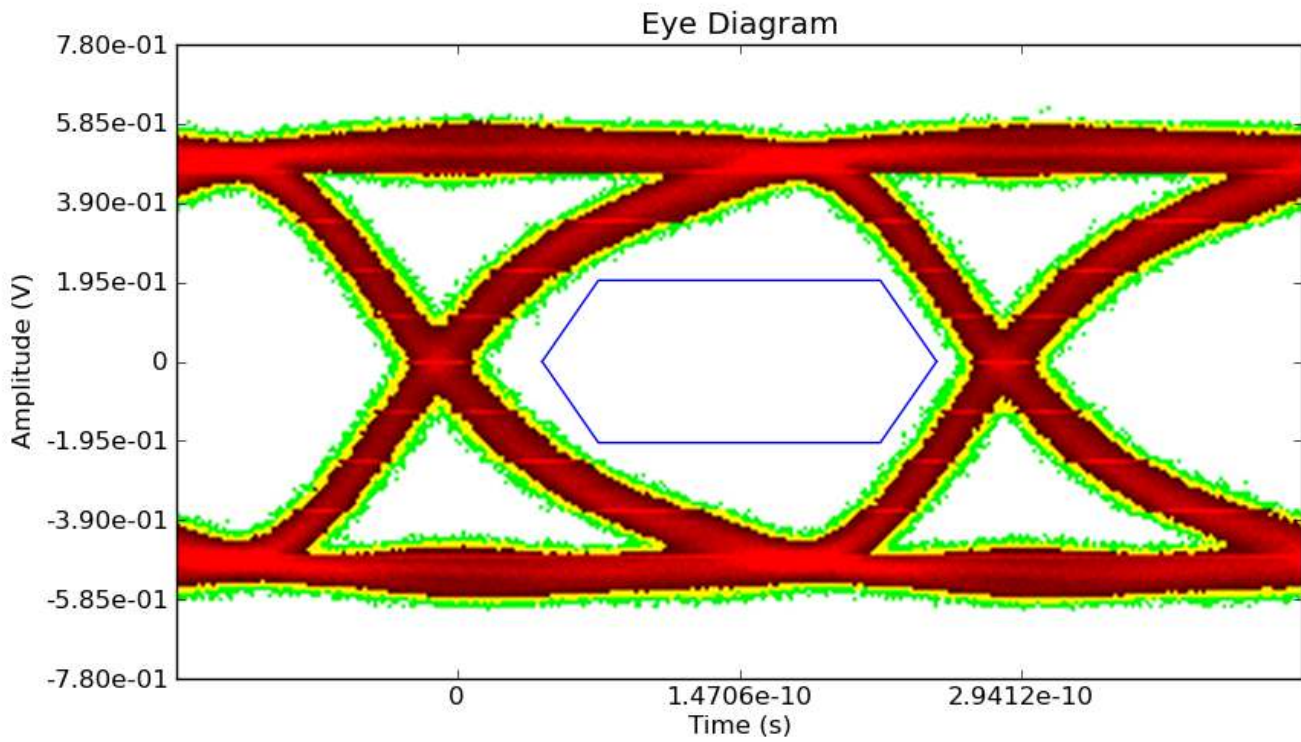


Fig:10 DATA[2] Eye Diagram

- o Analog Signal Analysis DATA[2]

Test Name	Measured Value
VHIGH - Differential	4.849e-01 (V)
VLOW - Differential	-4.753e-01 (V)
Minimum "1"	3.900e-01 (V)
Minimum "0"	-3.727e-01 (V)
Minimum Rise Time	1.616e-10 (s)
Minimum Fall Time	1.616e-10 (s)

- Eye Diagram Extrapolation Considering that 1.00e+12 bits were captured

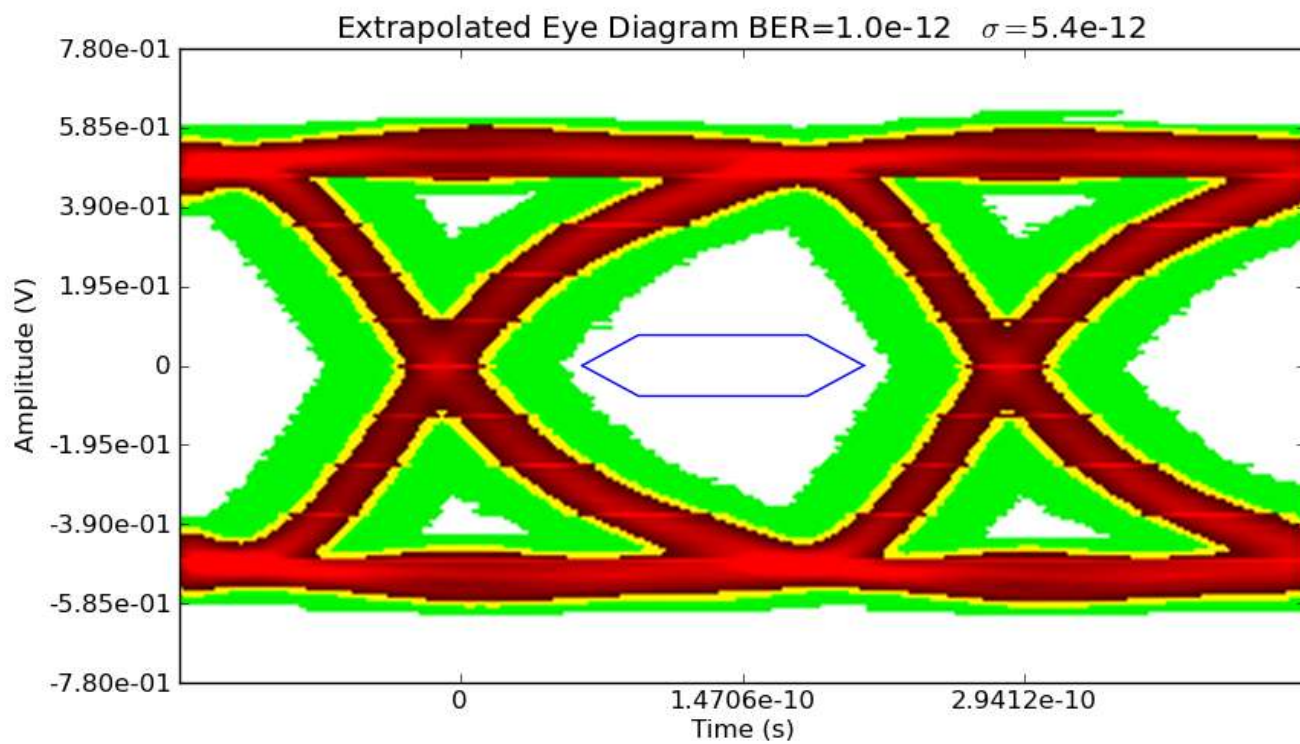


Fig:11 DATA[2] Eye Diagram Extrapolated (RJ=5.4e-12)

v1.0 © 2011 All Rights Reserved • Designed by Luis Cruz.
For more information please visit [Luis Cruz Homepage](#).