

## FCPx

- FC Portugal eXtended Freiburg Viewer
- Ferramenta para análise de resultados
- Comparação entre diferentes equipas
- Comparação entre estratégias, abordagens e/ou parâmetros de agentes na mesma equipa

## Avaliação competitiva

$$V = \left( P + \frac{S}{S_{int}} \right) * \sqrt{\frac{B}{B_{int}}}$$

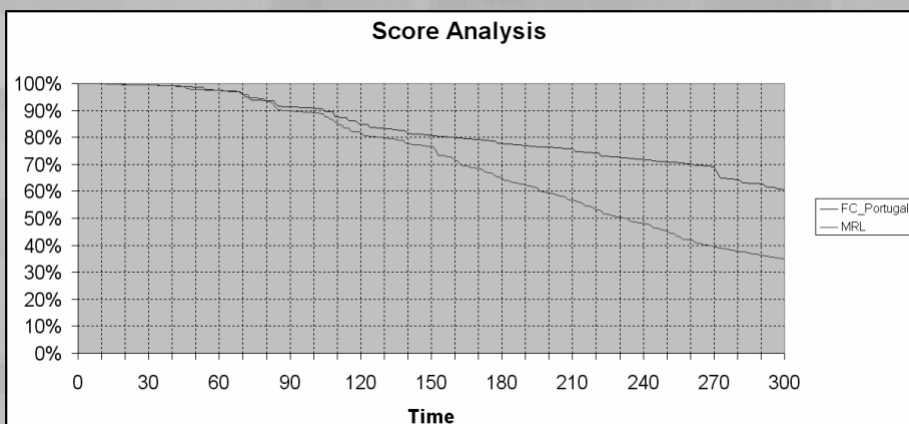
- V – Score
- P – Número de agentes vivos
- S – Somatório da saúde de todos os agentes vivos
- Sint – Somatório da saúde de todos os agentes no início da simulação
- B – Área total de edifícios não danificada
- Bint – Área total não danificada no início da simulação

# Novos parâmetros de avaliação

Necessários para:

- Avaliar pequenas melhorias
- Contrariar a natureza estocástica do simulador
- Comparações precisas entre agentes de diferentes equipas
- Avaliação de aspectos precisos de um agente
- Identificar as principais falhas de uma equipa

# Final do Campeonato Europeu



# Usando o FCPx...

The screenshot shows a Microsoft Excel spreadsheet titled "Team Analysis 1.xls". The spreadsheet is divided into several sections:

- Building Related Data:** Includes columns for Building Type, Number of Times Building Engaged, Initial Undamaged Area, and Total Number of Buildings.
- Civilian Related Data:** Includes columns for Percentage of Civilians Discovered, Total Number of Civilians Discovered, and Total Number of Civilians.
- Summary Rows:** Rows 3-7 provide totals for Building Type, Completely Burned Buildings, and Premoively Varned Buildings that Caught Fire.
- Main Data Table:** Rows 8-308 contain detailed data for each building, including Time, Status (Burned, Engaged), and various metrics for damage and civilian discovery.

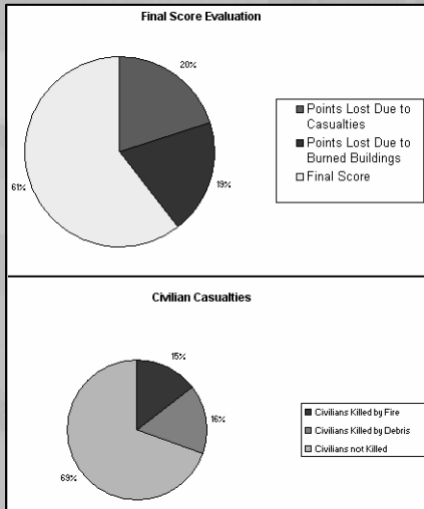
# Análise Comparativa

- Em tabelas...

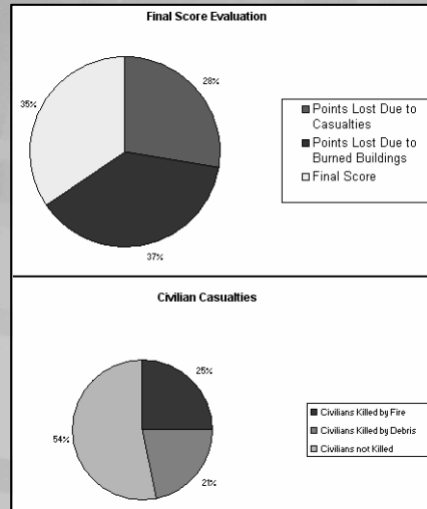
Display Name:	FC Portugal	MRL	*You may change the Display Names as you please	
Team:	FC Portugal	MRL		
Map:	NL Final Random	NL Final Random		
Date:	04/09	04/09		
Time:	12:50:58	12:38:33		
<b>Score Data</b>	<b>FC Portugal</b>	<b>MRL</b>	<b>Civilians Discovered</b>	<b>FC Portugal</b>
Total Number of Agents	102	102	Civilians Discovered by Fire Brigades*	10
Number of Agents not Killed	77,45%	65,69%	Civilians Discovered by Police Forces*	53
Percentage of Building Area Destroyed	38,44%	71,74%	Civilians Discovered by Ambulances*	9
Initial Score	103,00	103,00	Civilians not Discovered*	3
Points Lost Due to Civilian Casualties	20,27%	27,69%	*Note: As explained in the civilians tab, these parts may not add up to the total number of civilians.	
Points Lost Due to Burned Buildings	19,13%	37,46%	<b>Civilians Discovered (Normalized by Agent Type)</b>	<b>FC Portugal</b>
Final Score	60,60%	34,85%	Total Number of Fire Brigades	11
<b>Civilian Casualties</b>	<b>FC Portugal</b>	<b>MRL</b>	Total Number of Police Forces	11
Total Number of Civilians	75	75	Total Number of Ambulances	5
Civilians Killed by Fire	14,67%	25,33%	Civilians Discovered by Each Fire Brigade	0,91
Civilians Killed by Debris	16,00%	21,33%	Civilians Discovered by Each Police Force	4,82
Civilians not Killed	69,33%	53,33%	Civilians Discovered by Each Ambulance	1,80

# E em gráficos...

FC Portugal



MRL



Mais informações:

[www.fe.up.pt/~rescue/FCPx](http://www.fe.up.pt/~rescue/FCPx)